

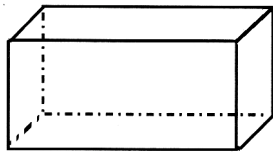
Chapter 14



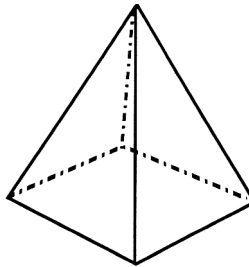
Exercise 1

1. Name each of these three dimensional shapes :-


a



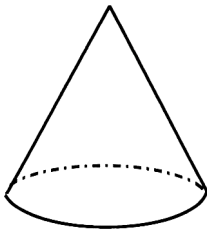
b



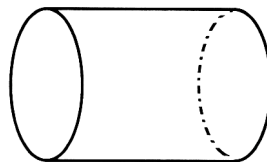
c



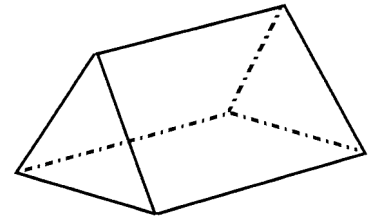
d



e

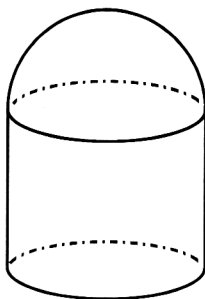


f

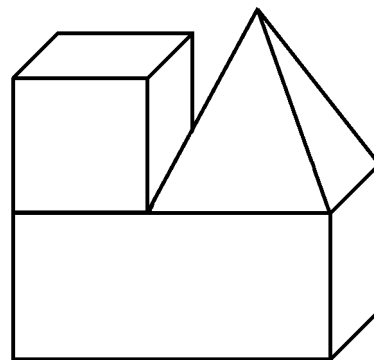


2. List the three dimensional shapes that make up each picture :-

a

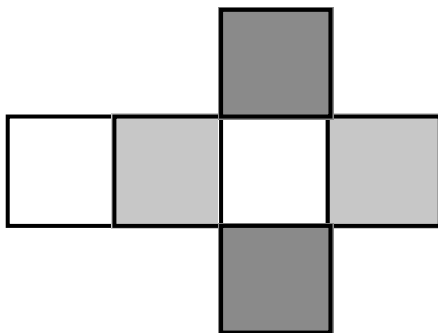


b

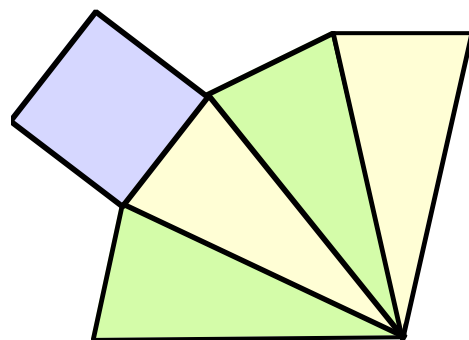


3. Which three dimensional figures would each of these shapes make when folded up :-

a



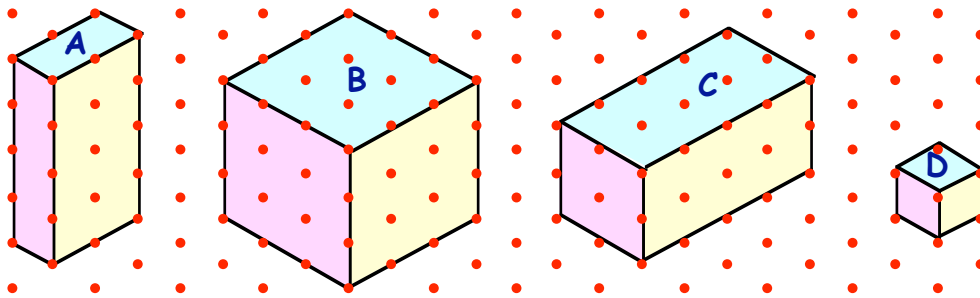
b



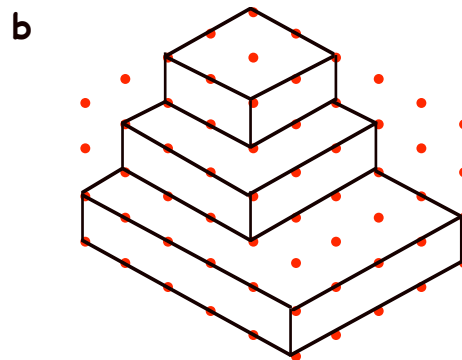
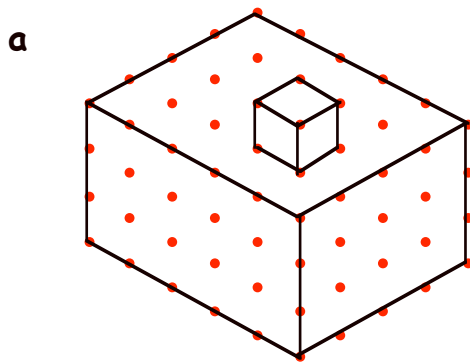
4. Which **three dimensional** figures could you make with these shapes :-
- six identical squares ?
 - two identical triangles and three identical rectangles ?

Exercise 2 (You need to take triangular dotted paper home with you)

1. Copy each of these cuboids onto your dotted paper :-

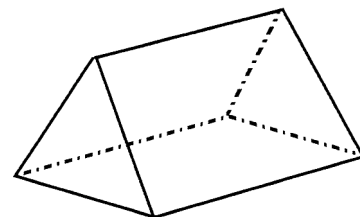


2. Draw on your dotted paper a cuboid which is :-
- 1 box long by 2 boxes wide by 2 boxes high.
 - 5 boxes long by 3 boxes wide by 1 box high.
3. Try to draw each of these figures on your dotted paper :-

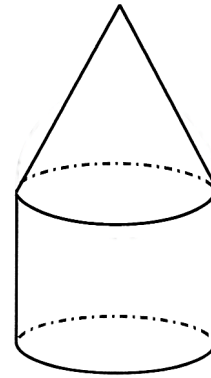


Revision Exercise

- Name this three dimensional shape :-
- Name **five** other types of three dimensional shapes.




3. List the three dimensional shapes that make up this picture :-

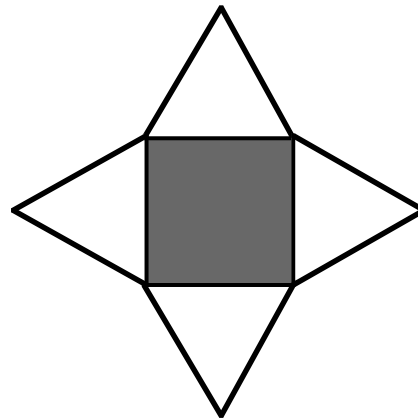


4. Which three dimensional figures would each of these shapes make when folded :-

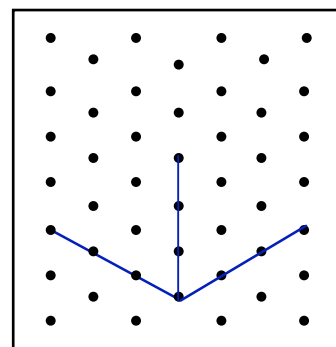
a



b



5. Use dotted paper to draw a cube which is 3 boxes long by 3 boxes wide by 3 boxes high.



6. Use another piece of dotted paper to draw a cuboid which is 5 boxes long by 1 box wide by 2 boxes high.

